



Canvas – Parents & Carers Observer Accounts

Canvas is Jerrabomberra High School's online learning platform.

Parents and carers can create an Observer account in Canvas. This allows you to link your account to your child's profile and view their learning, including assignment due dates, announcements, course content and teacher feedback.

Observers can **only view content for their own child/ren** and cannot participate in courses or view information about other students.

Step 1: Get a Pairing Code from Your Child

Before creating your account, you will need a **pairing code** from your child's Canvas account.

Ask your child to:

1. Log in to their Canvas account

2. Click **Account** (top left)

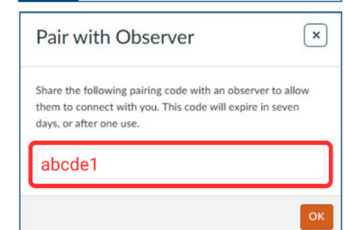
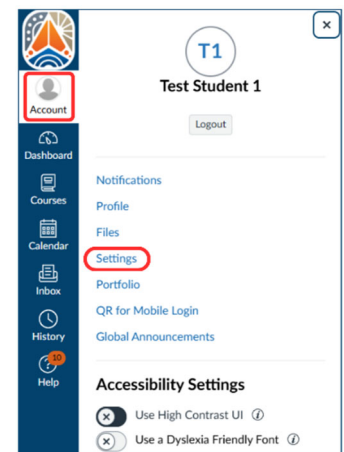
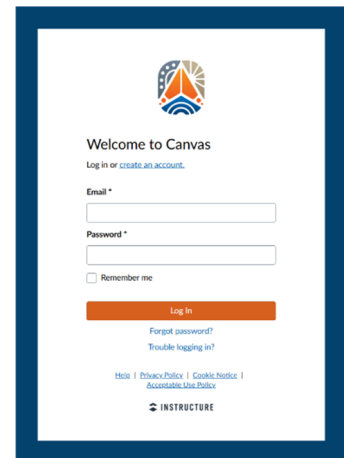
3. Select **Settings**

4. Click **"Pair with Observer"** (right-hand side)

5. A pairing code will be displayed

Important:

- Pairing codes expire after a short time (usually within 7 days)
- You will need a **separate code for each child**





Step 2: Create a Canvas Observer Account

1. Go to the Canvas login page:

<https://jerrabomberra.instructure.com/login/canvas>

2. Click **“Create an account”**

3. Select **“Parent”**

4. Enter your details:

- Full name
- Email address (*this should match the email provided to the school*)
- Password and confirm password

5. Enter your **student pairing code** (from Step 1)

6. Agree to the terms, complete the reCAPTCHA and click **Next**

Once complete, your account will be created and linked to your child.

Welcome to Canvas
[Log in or create an account](#)

Email *

Password *

Remember me

Log In

[Forgot password?](#)
[Trouble logging in?](#)

[Help](#) | [Privacy Policy](#) | [Cookie Notice](#) | [Accessible Use Policy](#)

INSTRUCTURE

Create Your Account
Already have an account? [Log In](#)

Teacher Student **Parent**

[Help](#) | [Privacy Policy](#) | [Cookie Notice](#) | [Accessible Use Policy](#)

INSTRUCTURE

Create a Parent Account
Already have an account? [Log In](#)

Email Address *

Password *

Confirm Password *

Full Name *

Student Pairing Code *

What is a pairing code?

You agree to the [Accessible Use Policy](#) & [Privacy Policy](#).

I'm not a robot

Back Next

[Help](#) | [Privacy Policy](#) | [Cookie Notice](#) | [Accessible Use Policy](#)

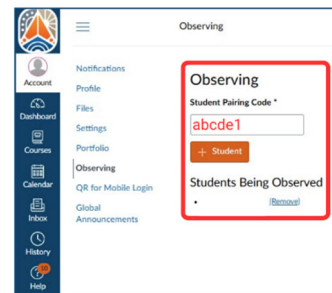
INSTRUCTURE



Multiple Students

If you have more than one child at the school:

1. Log in to your Canvas account
2. Go to **Account** → **Settings**
3. Click **“Observing”**
 - Enter an additional **pairing code** for each child



This allows you to view all your children under one login.

Optional: Canvas Parent App

You can also access Canvas using the **Canvas Parent app** for a simplified view.

- Search **“Canvas Parent”** in the App Store or Google Play
- Search for and select Jerrabomberra High School
- Log in using your Canvas account details

The app is useful for quick checks; however, the web version provides more detailed information.

What Parents and Carers Can See

As an Observer, you can view:

- Assignment due dates
- Teacher feedback and marks
- Course content and resources
- Announcements
- Student calendar and to-do list

Observers cannot submit work or participate in courses.

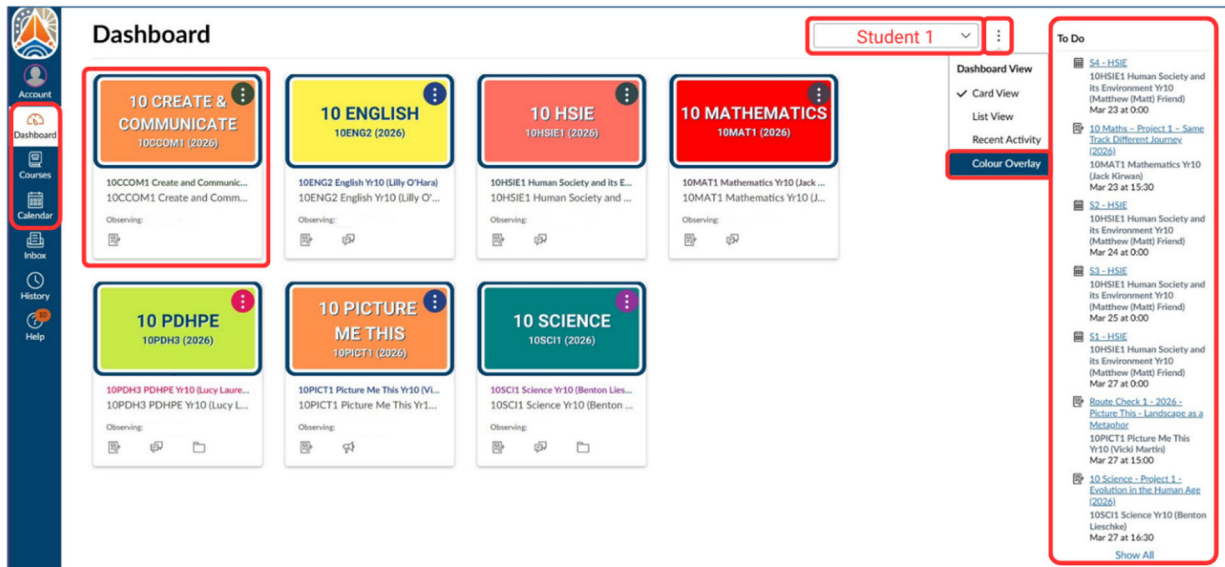
Need Help?

If you are having trouble accessing Canvas, please contact the school.



Navigating your Canvas Observer Dashboard

Your Observer Dashboard provides an overview of your child's courses, upcoming tasks and recent activity.



Dashboard

Takes you to the home page, which displays your student's classes.

Courses

Takes you to a list of your student's courses.

Calendar

Takes you to the calendar showing your student's upcoming tasks and due dates.

Student drop-down

Allows you to switch between multiple students (if you have more than one linked to your account).

Course tiles

Click on a course tile to view more details, including assignments, resources and teacher feedback.

To Do

Shows upcoming tasks and when they are due.

3 Dots Menu

Untick *Colour Overlay* to simplify the dashboard view.

Important

- Observer accounts are **view-only**. Parents and carers can see course content and updates but cannot submit work or participate in courses.
- Please note: Canvas is used for learning and assessment information. For attendance, payments and school communications, please continue to use Compass.