



# NEWSLETTER

Glenwood Public School



## Week 10 Term 2

### PBL Rule:

**Be A Learner:**

Be a problem solver

## Week 10 Term 2 Smiling Mind Focus: Strengths



## Week 9 Term 2 Newsletter

### Semester One Reports

Semester One reports have gone home with students today. Information regarding Department of Education (DoE) changes to school reports has been communicated with the community through School Bytes and in the newsletter over the past weeks.

Families will have a chance to engage with the school's new report format, which sits in line with the Department of Education's updated guidelines.

Additionally, later in this newsletter is a brief from the DoE explaining the new EAL/D (English as an Additional Language or Dialect). This is an optional reporting component that reports upon students who are identified as EAL/D students.

### 3-Way Learning Conversations

Next Monday, Glenwood Public School will be holding their 3-Way Learning Conversation (3WLC) talks. Families still have the opportunity to book a 15-minute time slot with their child's teacher in their classroom. Bookings will close this Sunday, 29<sup>th</sup> June, at 5:00 pm.

## School Audit

School auditing is a systems process to ensure public schools are meeting Department of Education (DoE), government and treasury standards and expectations. All public schools across New South Wales are periodically audited to ensure that finance, Work Health & Safety, child protection, and asset management are being correctly implemented, administered and monitored.

Over the past two days, our school has engaged in this process, which will offer our school an opportunity to evaluate and, if necessary, refine our school practices. This process has been a positive interaction for our school, and I am looking forward to further enhancing our structures and processes to continue to provide a quality educational service for our community.

## K-6 Assembly

Congratulations to 3/4K and Mr Knobel for hosting yesterday's school assembly. While I was unable to attend due to our school being under audit, I am aware of the many achievements that were being celebrated. It was great to see so many of our students receiving PBL certificates and wristbands.

Thank you to all the families who attended yesterday's event. It is always wonderful to see so much support for our students.

## Mobileyes and Dental

Last Friday, information and consent notes were sent home with students for the upcoming visit of the Mobileyes and Dental van. The mobile van will be attending our school from Monday, 4<sup>th</sup> August (Week 4 of Term 3). If you wish for your child to have a free dental and/or optical check with their mobile practitioners, please **return the form to the school by Thursday, 3rd July** (Week 10 Term 2), as stated on the note.

If you require another consent form, please contact the school office.

Have a good weekend!

Mr J McInney

Principal





## Week 9 School Assembly





## Written reports for students learning English as an additional language or dialect

### Information for parents and carers

---

Dear parents and carers

You receive two written reports from your child's school each year. These reports will help you understand how your child is progressing and how your school is supporting your child's learning. Each report will show your child's progress in all subjects.

#### Reports for all English as an additional language or dialect students

If your child is learning English as an additional language or dialect, the report will show your child's progress in learning English language and their current phase of English language proficiency. The phases are beginning, emerging, developing or consolidating. Please see overleaf for descriptions of these phases.

#### Reports for students in an EAL/D program

If your child is in an EAL/D program they will receive an additional written report from the EAL/D teacher including information about their progress in learning English language.

#### Reports for newly arrived EAL/D students

If your child is in an EAL/D program and has been in an Australian school for four terms or less, your child's written report will include information about their progress in learning English as well as their progress in the other subjects they are learning as a comment rather than a grade.

#### Reports for newly arrived EAL/D students in Intensive English Centres or the Intensive English High School

If your child is enrolled in an Intensive English Centre or the Intensive English High School, you will receive a written report about their progress in learning English. In addition the report will show progress in all subjects studied in preparation for high school.

English Language Proficiency Phases	
<b>Beginning</b>	Students at the beginning phase are starting to learn English. They can speak one or more languages other than English and may have an age-appropriate level of written literacy in their first language. These students are starting to engage with simple language tasks of the curriculum.
<b>Emerging</b>	Students at the emerging phase have a growing knowledge of English. These students can speak one or more languages including basic English, and have a growing knowledge of written English. These students are able to participate in classroom activities and engage with learning when provided with suitable language teaching and additional time to complete classroom activities
<b>Developing</b>	Students at the developing phase can speak one or more languages, including functional English, and have a developing knowledge of written English. These students are active participants in classroom and school routines, and are able to engage with learning tasks with increasing success. Their first language continues to be a valuable support while they are developing control over English grammar and building their vocabulary.
<b>Consolidating</b>	Students at the consolidating phase can speak one or more languages, including English and have a sound knowledge of written English. These students are independent participants in classroom and school routines, and have an increased ability to use English to engage in learning with general success. They understand and produce spoken and written texts for a range of specific purposes but still require focused language teaching and strategies supportive of EAL/D learners, as the academic language of subject disciplines increases.

### Telephone Interpreter Service

If you would like more information please contact the school. If you need an interpreter to assist you to contact the school, please call the Telephone Interpreter Service on 131 450 and ask for an interpreter in your language. The interpreter will call the school and will stay on the line to assist with the conversation. You will not be charged for this service.

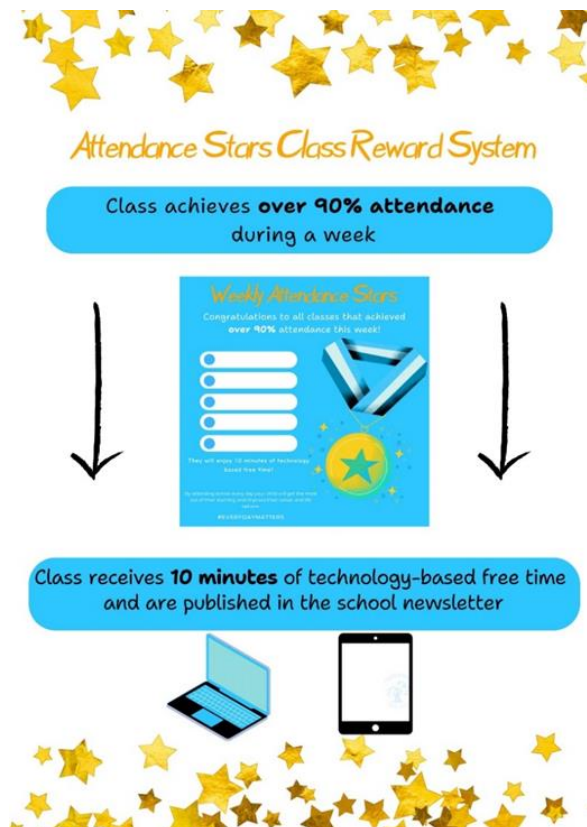
# Attendance Information

As part of the Department of Education and Glenwood Public School's target of increasing student attendance, a new school reward system has been developed to celebrate students' attendance at school. Below are some infographics explaining the school's individual student attendance reward system. Our target is for students to attend school at a minimum of 90% of the time. This equates to missing, at most, 5 days of school per term.

Along with the tracking and rewarding of each student's attendance, classes will also be celebrated each week, with classes that attend at 90% or more being published weekly in the newsletter. A part of their reward will be 10 minutes of technology-based free time.

These new initiatives form part of our whole-school approach to celebrating and emphasising the importance of attending school.

Thank you to Mrs Edwards, our school attendance coordinator, for her tireless effort to devise and implement this new school strategy.





# Home Reading Prizes



**Treasure**

- Bronze** - Coin and sticker
- Silver** - Bookmark or keyring
- Gold** - Wristband or slapband
- Diamond** - Flag
- Platinum** - Hat and eye patch

Collect a sticker and a certificate at each reading level, from bronze to platinum.  
Collect treasure at each level!



## BREAKFAST CLUB

Free

NOW OPEN

MONDAY TO THURSDAY





You're invited to  
**STORYTIME**  
For little people

Hosted by  
our Library  
Monitors

When: Fridays

From 2:30pm to 3:00pm

Where: In the library

An adult carer must stay  
with the child.



Share a story, craft and play



## P&C News

The P&C is holding a BBQ on Monday, 30<sup>th</sup> June, starting at 2:45 pm and continuing during the parent/teacher learning conversation time. Beef, Chicken or Veggie sausage sandwiches will be \$3.00, soft drinks \$2.00 and assorted lollies ranging from \$1.00 to \$4.00.

The P&C will be selling an assortment of lollies, out of the canteen, at lunchtime on Wednesday, 2<sup>nd</sup> July. Sushi lunch packs will be sent to the classrooms at lunchtime.

### From the Parents & Citizens Association (P&C)



1. The P&C has expanded the canteen menu to include some additional hot items, toasties and a wider selection of sandwich varieties. Please note that the price of sandwiches, toasties and other menu items have increased by 50 cents. The new menu and prices will commence from Monday, 16<sup>th</sup> June
2. The end-of-term lunch pack for Wednesday, 2<sup>nd</sup> July, will be a Sushi Lunch Pack. Notes have been sent home with students; however, additional notes can be collected from the canteen, if needed. Sushi lunch pack notes need to be returned to school by Friday, 27<sup>th</sup> June.



## P&C MONSTER RAFFLE

**ONLINE TICKET SALES - USE QR CODE**

*1<sup>st</sup> Prize – Nintendo Switch Bundle (value \$500)*

*2<sup>nd</sup> Prize – Assorted Lego Pack (value \$260)*

*3<sup>rd</sup> Prize - Bunnings Voucher (value \$200)*

*4<sup>th</sup>- 18<sup>th</sup> Prizes are valued from \$150 to \$14*

**1 Ticket for \$2, 5 Tickets \$10, 8 Tickets \$15,**

**11 Tickets \$20, 17 Tickets \$30, 30 Tickets \$50, 70 Tickets \$100**

**RAFFLE SALES CLOSE 21<sup>ST</sup> SEPTEMBER**

**RAFFLE WILL BE DRAWN MONDAY 22<sup>ND</sup> SEPTEMBER,**

**WINNERS WILL BE NOTIFIED BY PHONE.**



# MONSTER P&C RAFFLE

**ONLINE SALES** (via the attached QR code)

**Cash Sales** (via the School Canteen)

**1 ticket for \$2, 5 tickets for \$10, 8 tickets for \$15**

**11 tickets for \$20, 17 tickets for \$30,**

**30 tickets for \$50 & 70 tickets for \$100**

**RAFFLE SALES CLOSE 21<sup>ST</sup> SEPTEMBER**

**RAFFLE WILL BE DRAWN MONDAY 22<sup>ND</sup> SEPTEMBER,  
WINNERS WILL BE NOTIFIED BY PHONE.**



# MONSTER P&C RAFFLE

**18 PRIZES TO BE WON RANGING  
FROM \$500 TO \$14**

## **CASH & ON-LINE TICKET SALES**

**1 ticket for \$2, 5 tickets for \$10, 8 tickets for \$15**

**11 tickets for \$20, 17 tickets for \$30,**

**30 tickets for \$50 & 70 tickets for \$100**



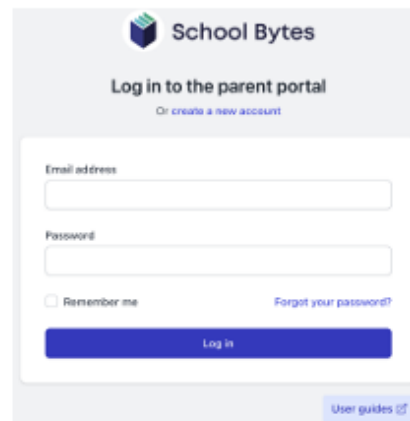
EVERYDAY SNACKS		GLENWOOD PUBLIC SCHOOL CANTEEN MENU		DRINKS	
E – BREAD STICKS	50c Each			E – WATER	\$3.00
E – JATZ (3pk)	50c Each	ICE TREATS		E – POPPER JUICE	\$2.00
E – AIR POPPED POPCORN	50 cents			(Apple, Apple Blackcurrant, Apple Raspberry & Tropical)	
E - CUSTARD CUP	\$2.00			E – UP & GO	\$3.00
E – SEASONAL FRUIT	\$2.00			(Strawberry, Chocolate, Vanilla & Banana)	
E – APPLE & SLINKY	\$2.00			E – NIPPY'S ICED MILK	\$3.00
E – APPLE SLINKY (BYO)	10 cents			(Chocolate & Strawberry)	
E – ORANGE WEDGES	\$2.00			E – CHILL J (Bottle)	\$3.00
E – WATERMELON CUP (Mini)	\$2.50			(Orange Passio, Watermelon, Lemonade, Grape, Apple Coola & Blueberry)	
E – FRUIT CUP (Mini)	\$2.50			E – GLEE SPARKLING FRUIT JUICE (Can)	
E – FRUIT CUP (Regular)	\$5.00			(Sour Watermelon, Tropical Treat, Bubble-gum Grape, Rockin' Raspberry)	\$3.00
E – CARROT STICKS	\$2.00	E – ICE MONY	\$2.00	E – MIXED BERRY SMOOTHIE	\$5.00
E – CUCUMBER STICKS	\$2.00	(Blue Raspberry GF), Strawberry GF, Red Berry GF, Watermelon, Lemon Ice & Chocolate)		E – BANANA OAT SMOOTHIE	\$5.00
		E – JUICE TUBES (GF)	\$2.50		
		(Lemonade, Orange, Tropical & Wildberry)			
		O – PADDLE POP	\$2.50		
		(Chocolate / Rainbow)			
		O – GELATO CUP	\$2.50		
		(Bubble-gum, Chocolate & Strawberry)			
		Lunch order bags 10 cents each (H) = Halal, (V) = Vegetarian, (GF) = Gluten Free E = Everyday Item O = Occasional Item			
OCCASSIONAL SNACKS					
O – JELLY CUPS (Tuesday Only)	\$2.00				
O – PRETZELS	\$2.00				
O – MAMEE NOODLE SNACKS (H)	\$2.00				
O – CHOCOLATE MUFFIN (H)	\$3.00				
O – SEA SALT CHIPS	\$2.50				

BEFORE SCHOOL		OCCASSIONAL HOT FOOD		SANDWICHES	
E – UP & GO	\$3.00	O – CHICKEN BURGER (with Lettuce & Mayo) (H)	\$6.00	E – JAM	\$3.00
E – NIPPY'S FLAVOURED MILK	\$3.00	- Additions (Cheese, Tomato)	50c Each	E – CHEESE	\$3.00
E – HOT CHOCOLATE	\$2.00	O – CHEESE PIZZA (V)	\$5.50	E – HAM	\$3.00
E – FLAVOURED MILK	\$2.00	O – PIZZA SLAB (H)(Meat, BBQ Chicken)	\$5.50	E – CHICKEN	\$3.00
- CHOCOLATE		O – NOODLE CUP (Chicken, Beef)	\$5.00	E – CHEESE & TOMATO	\$3.50
- STRAWBERRY		O – SAUSAGE ROLL (H)	\$4.00	E – CHEESE & HAM	\$3.50
- BANANA		O – GARLIC BREAD (H)	\$4.00	E – CHEESE & CHICKEN	\$3.50
- CARAMEL		O – PARTY PIES (H)	\$2.50	E – CHEESE, HAM & TOMATO	\$4.00
E – SEASONAL FRUIT	\$2.00	O – POTATO GEMS (H) (V)	6 for \$2.00	E – CHEESE, CHICKEN & TOMATO	\$4.00
E – CEREAL BOWL (Milo / Cheerio's)	\$2.00	O – VEGETABLE SPING ROLLS (H) (V)	80c Each	E – CHEESE, TOMATO & LETTUCE	\$4.00
EVERYDAY HOT FOOD		O – CHICKEN NUGGETS (H)	80c Each	E – CHEESE, HAM, TOMATO & LETTUCE	\$4.50
E – BEEF BURGER (with Cheese) (H)	\$6.00	TOASTIES		E – CHEESE, CHICKEN, TOMATO & LETTUCE	\$4.50
- Additions (Tomato, Lettuce)	50c Each	E – CHEESE	\$3.50	E – TUNA	\$3.50
E – VEGGIE BURGER (with Cheese) (V)	\$6.00	E – CHEESE & HAM	\$4.00	E – SWEET CHILLI TUNA	\$3.50
- Additions (Tomato, Lettuce)	50c Each	E – CHEESE & CHICKEN	\$4.00	E – TUNA & CHEESE	\$4.00
E – TWISTA BOLOGNESE (H)	\$5.50	E – CHEESE & TOMATO	\$4.00	E – SWEET CHILLI TUNA & CHEESE	\$4.00
E – PENNE NAPOLITANA (V)	\$5.50	E – CHEESE, HAM & TOMATO	\$4.50	E – TUNA & MAYO	\$4.00
E – MAC & CHEESE (V)	\$5.50	E – CHEESE, CHICKEN & TOMATO	\$4.50	E – TUNA, CHEESE & MAYO	\$4.50
E – GARDEN SALAD BOWL (V)	\$5.00	E – TUNA & CHEESE	\$4.50	E – TUNA, CHEESE & TOMATO	\$4.50
E – CORN ON THE COB (V)	\$2.50	E – SWEET CHILLI TUNA & CHEESE	\$4.50	E – TUNA, MAYO & LETTUCE	\$4.50
E – SWEET CHILLI, TOMATO & BBQ SAUCE	50c Each	E – TUNA, CHEESE & TOMATO	\$5.00	E – SWEET CHILLI TUNA, CHEESE & LETTUCE	\$4.50
		E – SWEET CHILLI TUNA, CHEESE & TOMATO	\$5.00	E – TUNA, CHEESE, TOMATO & LETTUCE	\$5.00

## ★ Managing Student Attendance ★

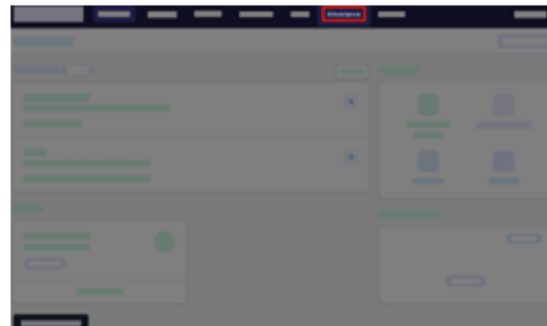
The School Bytes parent portal enables you to view all your children in one portal and provide a response for any student absences. The parent portal also allows parents to provide details of a planned absence if the absence details are known in advance, for example, a scheduled medical appointment.

### Log into the parent portal



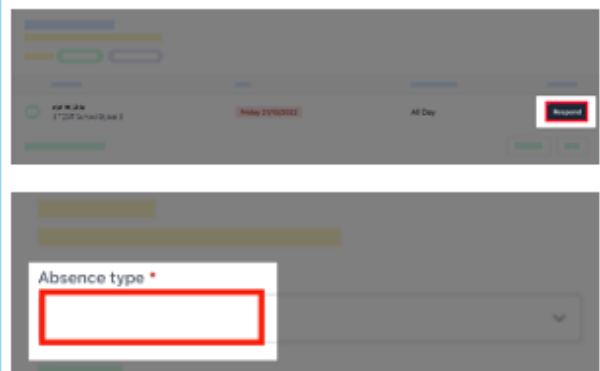
The screenshot shows the 'Log in to the parent portal' page for School Bytes. It includes a logo at the top, followed by the title and a link to 'Or create a new account'. Below this are input fields for 'Email address' and 'Password'. There is a 'Remember me' checkbox and a 'Forgot your password?' link. A blue 'Log in' button is at the bottom of the form. A 'User guides' link with an external icon is located at the bottom right of the page.

### Select "attendance" from the navigation bar.



### Unexplained absences

1. Select "response"
2. Select "absence type" from the available option.
3. Upload any supporting documentation
4. Enter a reason for the absence in the comment field
5. Select "submit"



The screenshot shows the 'Unexplained absences' form. At the top, there is a 'Response' button highlighted with a red box. Below this, there is a section for 'Absence type' with a dropdown menu. The dropdown menu is open, showing a list of options, with the first option highlighted by a red box. The form also includes fields for 'Date', 'Time', and 'All Day'.



This screenshot shows a form with two main sections. The top section is titled "Upload file" and contains a "Choose file" button, which is highlighted with a red rectangle. The bottom section is titled "Comment \*" and contains a text input field, also highlighted with a red rectangle. At the bottom right of the form, there is a "SUBMIT" button, which is also highlighted with a red rectangle.

### **Planned Absences**

1. Select "create" and a pop up will be displayed.
2. Select "school"
3. Select an absence "reason"
4. Select "duration"
5. Upload any supporting documentation
6. Add a comment
7. Select "submit"

This screenshot shows a form for creating planned absences. It starts with a "Planned absences" header and a "Create" button, which is highlighted with a red rectangle. Below this, there are three dropdown menus, each with a red rectangle highlighting the selection area. The first dropdown is labeled "School \*", the second is labeled "Reason \*", and the third is labeled "Duration \*".