



# NEWSLETTER

Glenwood Public School



**Week 5 Term 2**

**PBL Rule:**

**Be Respectful:**

Respect others' privacy

**Week 5 Term 2**

**Smiling Mind Focus:**

**Self Compassion**



## Week 4 Term 2 Newsletter

### Zone Cross-Country

Weather permitting, The Fields Zone Cross-Country is scheduled for next Wednesday at Eschol Park. Good luck to all our participants.

Thank you to Mrs Michael for coordinating, and Mr Knobel and Miss Roberts for attending on the day.

### National Sorry Day Assembly

National Sorry Day, held every year on the 26<sup>th</sup> May, evokes remembrance and acknowledgement of the mistreatment of Aboriginal and Torres Strait Islander people who were forcibly removed from their families and communities.

To connect to this national acknowledgement, on Monday, 26<sup>th</sup> May, our school will be holding our annual Sorry Day Assembly in the school hall. The assembly will take place after lunch, commencing at approximately 11:50 am. Our school families are invited to attend our assembly – a copy of the invite is included later in this newsletter.

### Ambassador's Day Launch

I'd like to wish Megan Griffiths, our Glenwood Public School Ambassador, the best of luck at the School Ambassadors Launch being held at Mount Pritchard East Public School next Wednesday. Here, Megan will collaborate with ambassadors from other schools in our network to work through challenges and issues that their respective schools may face and work towards solutions. Good luck, Megan and thank you.

## James Meehan Cup - Round 1

Next Wednesday evening, selected Stage 2 and Stage 3 students from Glenwood Public School will be participating in and competing against other primary schools from the James Meehan catchment in the first round of the James Meehan Cup. This is an annual competition held over 3 terms at James Meehan High School, which offers participants opportunities to compete in a variety of academic, artistic and sporting disciplines, collecting points towards the attainment of the James Meehan Cup.

Good luck to all our participating students and thank you to Mrs Michael for accompanying our students to the event.

Have a great weekend!

Mr J McInney

Principal



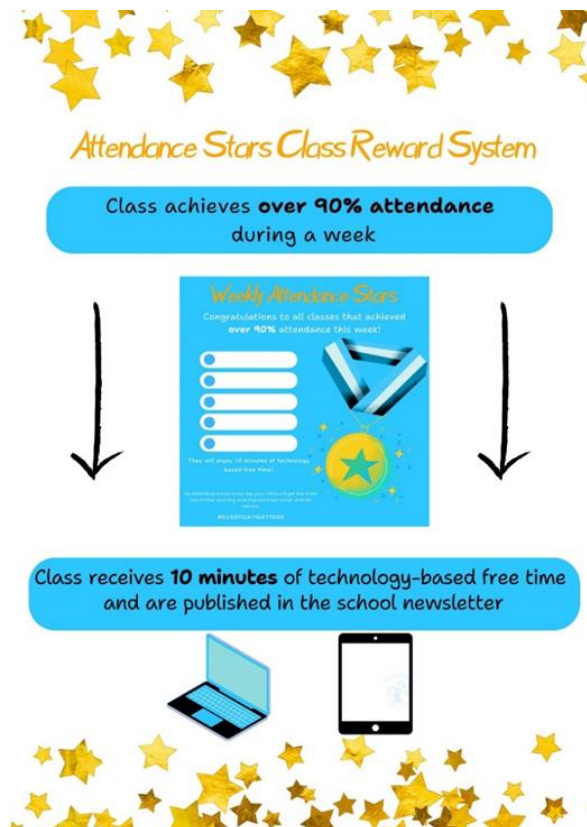
# Attendance Information

As part of the Department of Education and Glenwood Public School's target of increasing student attendance, a new school reward system has been developed to celebrate students' attendance at school. Below are some infographics explaining the school's individual student attendance reward system. Our target is for students to attend school at a minimum of 90% of the time. This equates to missing, at most, 5 days of school per term.

Along with the tracking and rewarding of each student's attendance, classes will also be celebrated each week, with classes that attend at 90% or more being published weekly in the newsletter. A part of their reward will be 10 minutes of technology-based free time.

These new initiatives form part of our whole-school approach to celebrating and emphasising the importance of attending school.

Thank you to Mrs Edwards, our school attendance coordinator, for her tireless effort to devise and implement this new school strategy.



# Week 4 Attendance Stars

Congratulations to all classes that achieved  
**over 90%** attendance this week!

● KM 94.62%

● 1/2M 91.11%

● 3/4K 90.77%

● 3/4R 93.20%

●

●

●

●

●

●

They will enjoy 10 minutes of technology based free time!

By attending school every  
day your child will get the  
most out of their learning  
and improve their career  
and life options.

#EVERYDAYMATTERS




# National Sorry Day Assembly

Parents and caregivers are invited to join us in the school hall  
for the National Sorry Day Assembly.

Monday 26th May, 2025

11:50 am - 12:20 pm

School Hall



**Home Reading Prizes**

**Treasure**

- Bronze** - Coin and sticker
- Silver** - Bookmark or keyring
- Gold** - Wristband or slapband
- Diamond** - Flag
- Platinum** - Hat and eye patch

Collect a sticker and a certificate at each reading level, from bronze to platinum.  
Collect treasure at each level!



You're invited to  
**STORY TIME**  
For little people

Hosted by  
our Library  
Monitors

**When:** Fridays, starting  
9th May

**Time:** 2:30pm to 3:00pm

**Where:** In the library

An adult carer must stay  
with the child.

**RSVP: FOR SESSION 1**

Via the link or QR code



[Click for link](#)

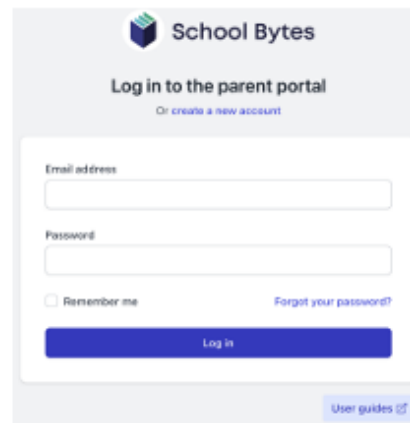


Share a story, craft and play

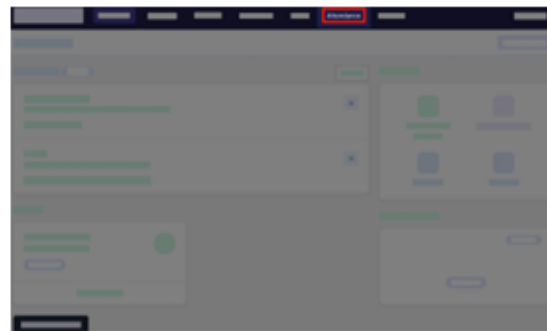
# ★ Managing Student Attendance ★

The School Bytes parent portal enables you to view all your children in one portal and provide a response for any student absences. The parent portal also allows parents to provide details of a planned absence if the absence details are known in advance, for example, a scheduled medical appointment.

## Log into the parent portal

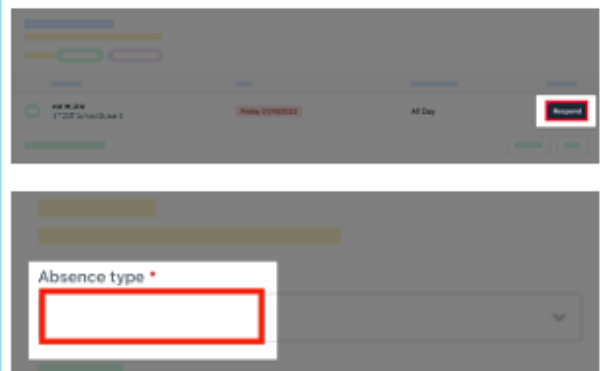
The image shows the login page for the School Bytes parent portal. At the top, there is a logo for 'School Bytes' and the text 'Log in to the parent portal' with a link 'Or create a new account'. Below this are two input fields: 'Email address' and 'Password'. There is a checkbox for 'Remember me' and a link 'Forgot your password?'. A blue 'Log in' button is at the bottom. A 'User guides' link with an external icon is in the bottom right corner.

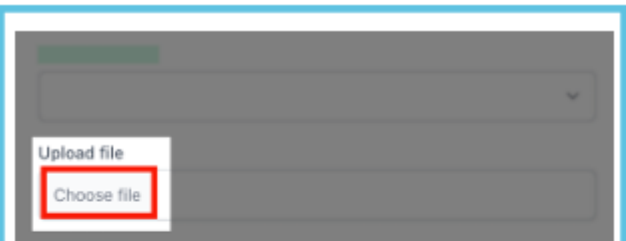
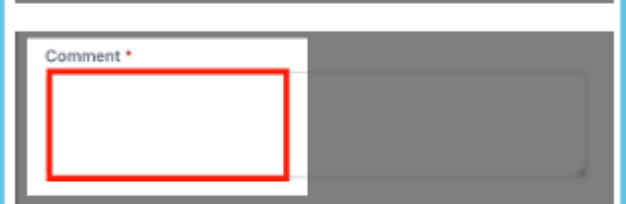
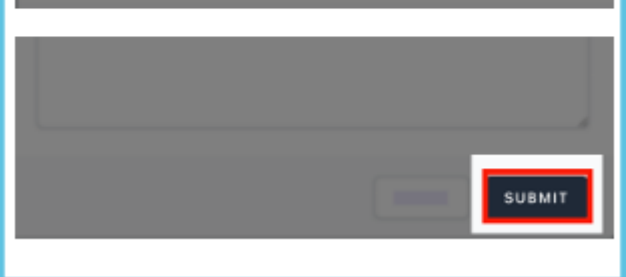
## Select "attendance" from the navigation bar.



## Unexplained absences

1. Select "response"
2. Select "absence type" from the available option.
3. Upload any supporting documentation
4. Enter a reason for the absence in the comment field
5. Select "submit"

The image shows the 'Unexplained absences' form. At the top, there is a 'response' button highlighted with a red box. Below this, there is a section for 'Absence type' with a dropdown menu. The dropdown menu is open, showing 'Absence type \*' and a red box around the selection area.

	  
<p><b>Planned Absences</b></p> <ol style="list-style-type: none"><li>1. Select "create" and a pop up will be displayed.</li><li>2. Select "school"</li><li>3. Select an absence "reason"</li><li>4. Select "duration"</li><li>5. Upload any supporting documentation</li><li>6. Add a comment</li><li>7. Select "submit"</li></ol>	